

## Q1 2026 Results Presentation

29 May 2026, Jens Pace (CEO)



Djeno oil terminal

# Disclaimer



This Presentation has been prepared by PetroNor E&P ASA (Company).

## Summary information

This Presentation contains summary information about the Company and its subsidiaries (Company Group) and their activities. The information in this Presentation does not purport to be complete or comprehensive, and does not purport to summarise all information that an investor should consider when making an investment decision. It should be read in conjunction with the Company's other periodic and continuous disclosure announcements lodged with Oslo Børs, which are available at [www.newsweb.oslobors.no](http://www.newsweb.oslobors.no).

## Not financial product advice

This Presentation is for information purposes only and is not a prospectus, product disclosure statement or other offer document under Norwegian law or the law of any other jurisdiction. This Presentation is not financial advice, a recommendation to acquire Company shares or accounting, legal or tax advice. It has been prepared without taking into account the objectives, financial or tax situation or needs of individuals. Before making an investment decision, prospective investors should consider the appropriateness of the information having regard to their own objectives, financial and tax situation and needs and seek such legal, financial and/or taxation advice as they deem necessary or appropriate to their jurisdiction. The Company is not licensed to provide financial product advice in respect of Company shares.

## Future performance

This Presentation contains certain forward looking statements. The words anticipated, expected, projections, forecast, estimates, could, may, target, consider and will and other similar expressions are intended to identify forward looking statements. Forward looking statements, opinions and estimates provided in this Presentation are based on assumptions and contingencies which are subject to change without notice, as are statements about market and industry trends, which are based on interpretations of current market conditions. Forward looking statements including projections, indications or guidance on future earnings or financial position and estimates are provided as a general guide only and should not be relied on as an indication or guarantee of future performance. There can be no assurance that actual outcomes will not differ materially from these statements. This difference may be due to various factors, including, among others: general business, economic, competitive, political and social uncertainties; the actual results of current exploration activities; actual results of reclamation activities; the outcome of negotiations, conclusions of economic evaluations and studies; changes in project parameters and returns as plans continue to be refined; future price of oil and gas; drilling risks; political instability; insurrection or war; arbitrary changes in law; delays in obtaining governmental approvals or financing or in the completion of development activities. The forward looking statements in this Presentation speak only as of the date of this Presentation. To the full extent permitted by law, the Company and its directors, officers, employees, advisers, agents and intermediaries disclaim any obligation or undertaking to release any updates or revisions to the information to reflect any change in expectations or assumptions. Nothing in this Presentation will under any circumstances create an implication that there has been no change in the affairs of Company Group since the date of this Presentation.

## Investment risk

An investment in the Company shares is subject to investment and other known and unknown risks, some of which are beyond the control of the Company Group. The Company does not guarantee the performance of the Company or any particular rate of return on the performance on the Company Group, nor does it guarantee the repayment of capital from the Company or any particular tax treatment.

## Not an offer

This Presentation is not and should not be considered an offer or an invitation to acquire Company shares or any other financial products and does not and will not form any part of any contract for the acquisition of the Company shares. This Presentation does not constitute an offer to sell, or the solicitation of an offer to buy, any securities in the United States. Company shares have not been, and will not be, registered under the US Securities Act of 1933 and may not be offered or sold in the United States except in a transaction exempt from, or not subject to, the registration requirements of the US Securities Act and applicable US state securities laws.

## Competent person statements

The information in this Presentation relating to hydrocarbon reserve and resource estimates for Congo-Brazzaville estimated internally and audited by Three60 Energy Norway AS. OML113 Nigeria (Aje) includes information on contingent hydrocarbon resources compiled by AGR Tracs ("AGR"). AGR has consented to the inclusion in this Presentation of the matters based on the information in the form and context in which it appears.

## Disclaimer

The Company's advisers have not authorised, permitted or caused the issue, lodgement, submission, despatch or provision of this Presentation and do not make or purport to make any statement in this Presentation and there is no statement in this Presentation which is based on any statement by the advisers. To the maximum extent permitted by law, the Company, its representatives, advisers and their respective officers, directors, employees, agents or controlling persons (collectively, the Representatives) expressly disclaim all liabilities in respect of, and make no representation or warranty, express or implied, as to the accuracy or completeness of the information contained in this Presentation or in any other documents furnished by the foregoing persons.

Statements made in this Presentation are made only at the date of this Presentation. The information in this Presentation remains subject to change without notice.



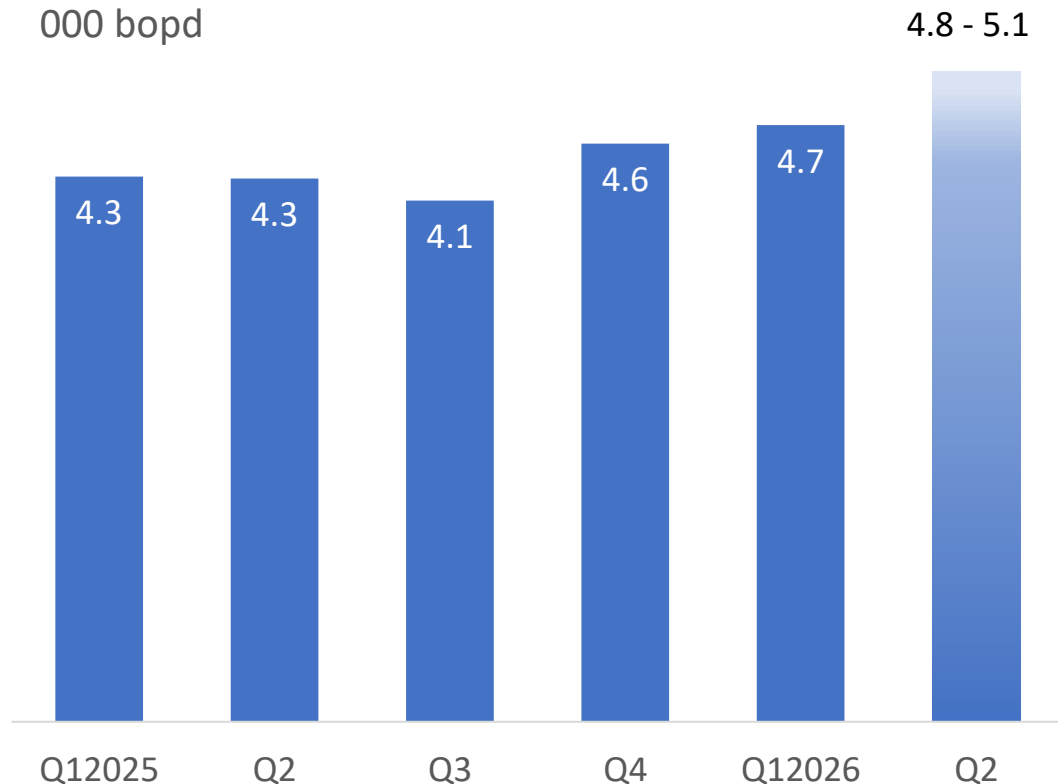
# Q1 2026: Production increasing with new wells and work-overs

- Q1 improved well production capacity from new wells and reduced work-over queue.
- Infrastructure maintenance impacted production during February.

Post Q1 close:

- Average Q2 net production 5,060 bopd to date.
- Lifted and sold 965,000 barrels of net entitlement oil in early April.
- Sales of USD 112m generated.

## Average Net Working Interest Production<sup>1)</sup>



<sup>1)</sup> Finally allocated data

# Q1 2026 Financial Delivery:

## BALANCE SHEET

Cash at bank at  
31 March

**USD 44 million**

*31 December 2025: USD 58.9 million*

Gross assets at  
31 March

**USD 218.4 million**

*31 December 2025: USD 211.5 million*

## HIGHLIGHTS

Revenue for quarter ended  
31 March

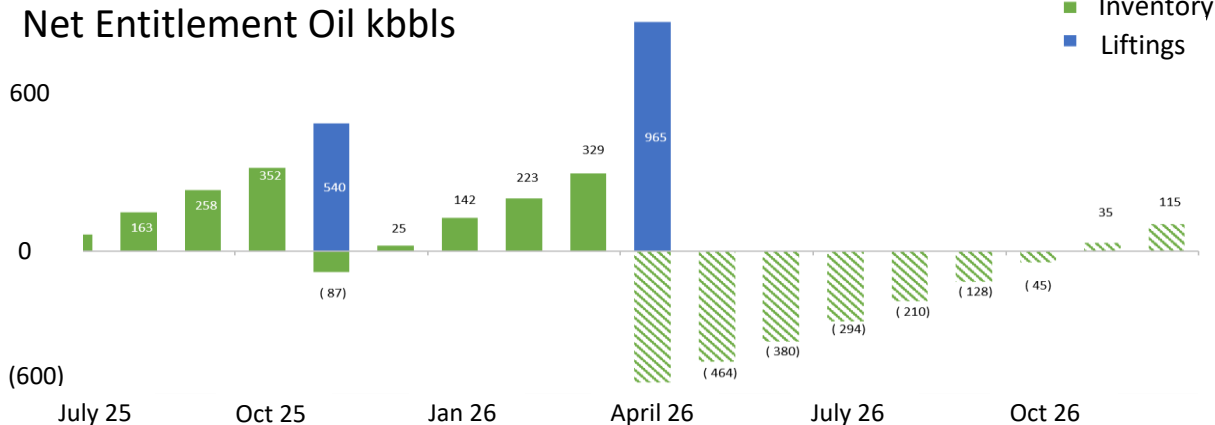
**USD 11.5 million**

*Q1 2025: USD 13.9 million*

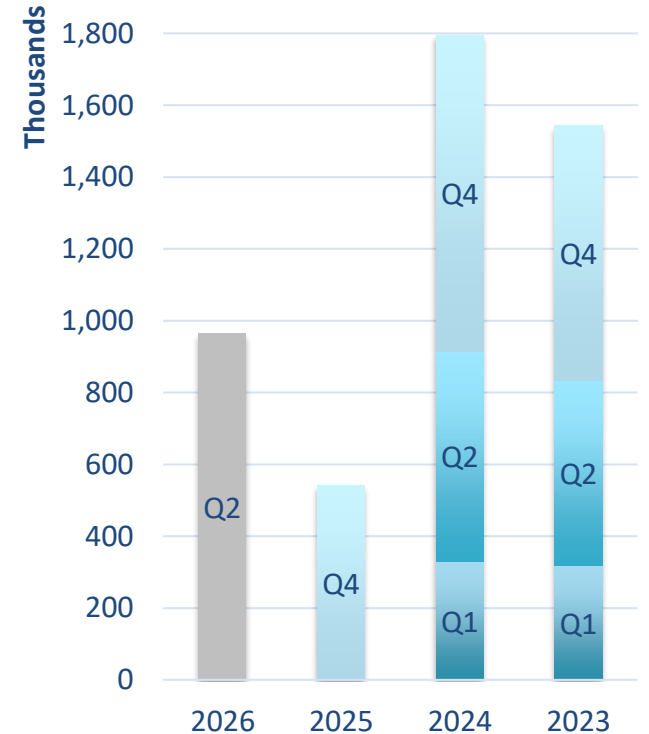
Net (loss) / profit for quarter  
ended 31 March

**(USD 3.7 million)**

*Q1 2025: USD 1.33 million*



## Oil sales from barrels lifted



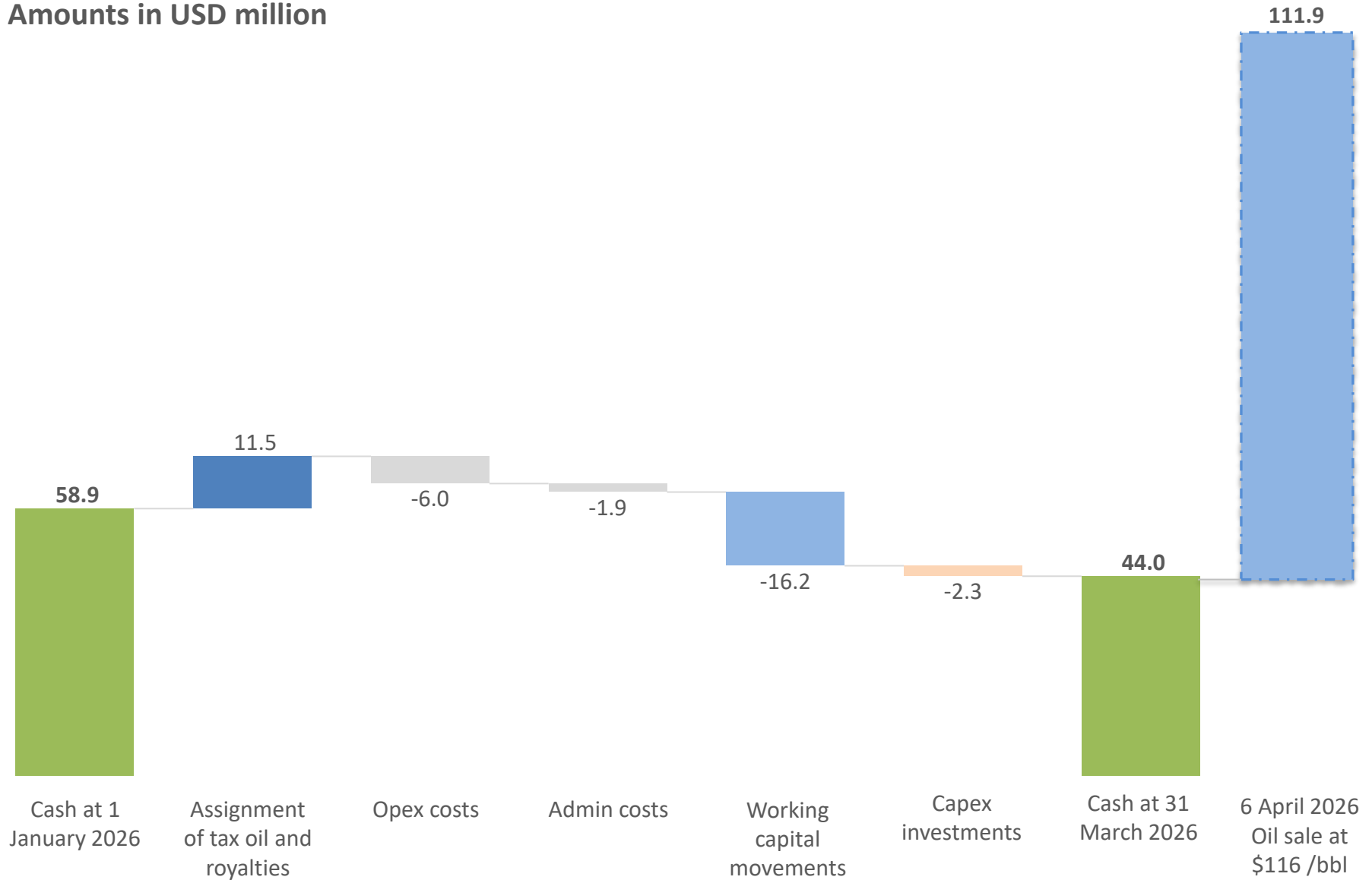
Realised average price USD /bbl

**116.1    61.3    77.9    78.3**



# Q1 2026 – Source and Use of cash

Amounts in USD million



## 1 Production – Congo-Brazzaville – PNGF Sud/Bis

- > Gross field production of ~31,000 bopd
- > Operated by Perenco , PetroNor WI 16.83%
- > High margin production

## 2 Re-development – Nigeria – Aje Field (OML 113)

- > Re-development plan of 25,000 boepd (70% gas)
- > Gas considered a transition fuel for Africa
- > PetroNor effective WI 52.2%



### Portfolio Volumes

2C resources <sup>1) 2)</sup> (mmbøe)	2P reserves <sup>1)</sup> (mmbøe)	Oil production (bopd)
<b>79.7</b>	<b>15.6</b>	<b>5,200</b>

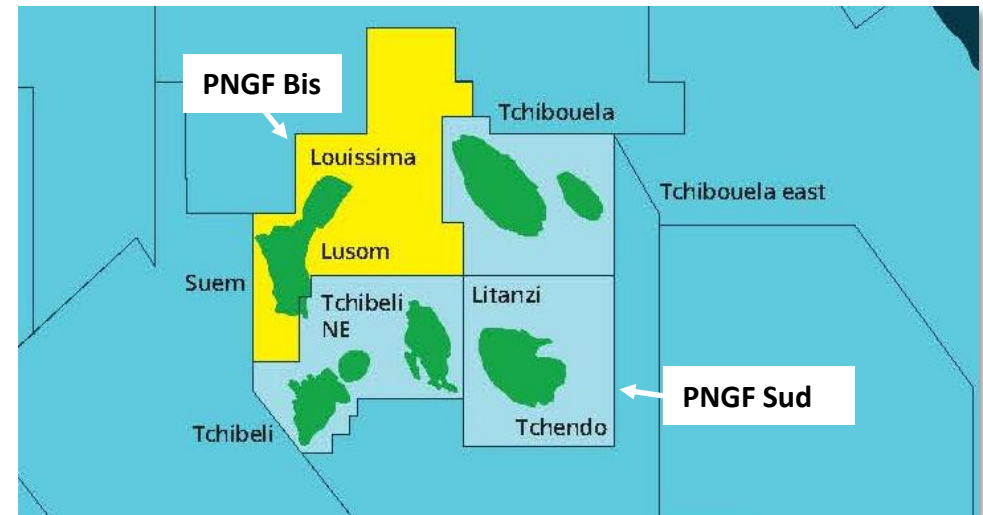
<sup>1)</sup> Volumes as of 1 Jan 2026 on PNGF Sud (PN reserves audited by THREE60 Energy Norway AS), Aje: AGR-TRACKS 2019 based on effective interest of 52.2% following New Age completion adding 32.1%; <sup>2)</sup> .

# Congo reinvestment in new opportunities

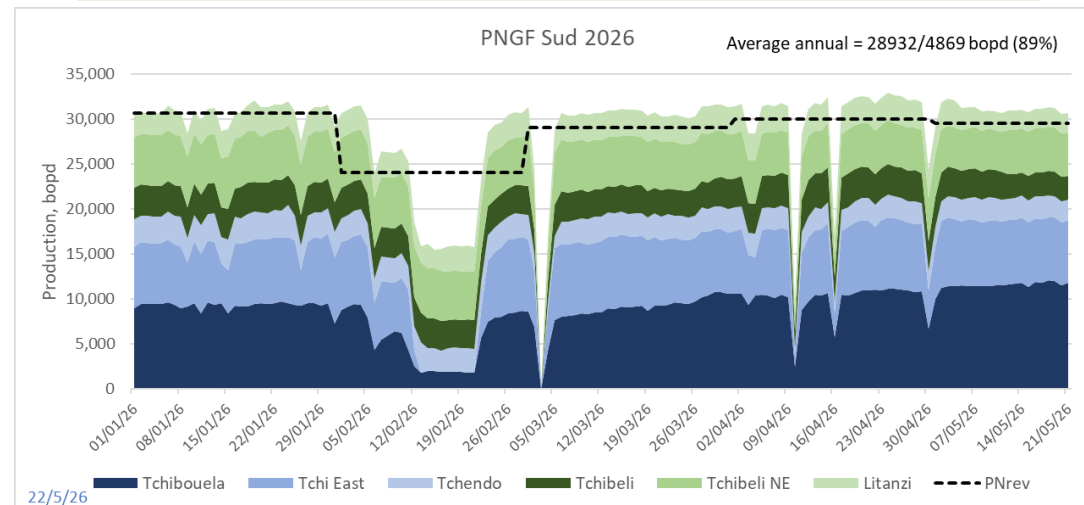


## Operational update PNGF Sud

- Field complex with ~2.3 bnbbbls STOOIP with about 500 mmbbls recovered
- Long lived production with rate responding to investment in new wells
- Infill drilling CAPEX delivers \$11/bbl reserves added (2C to 2P)
- OPEX costs of \$12/bbl
- Planning return to infill drilling in 2027 focused on Tchibouela and Tchibouela East Fields.



## High and stable 2026 production

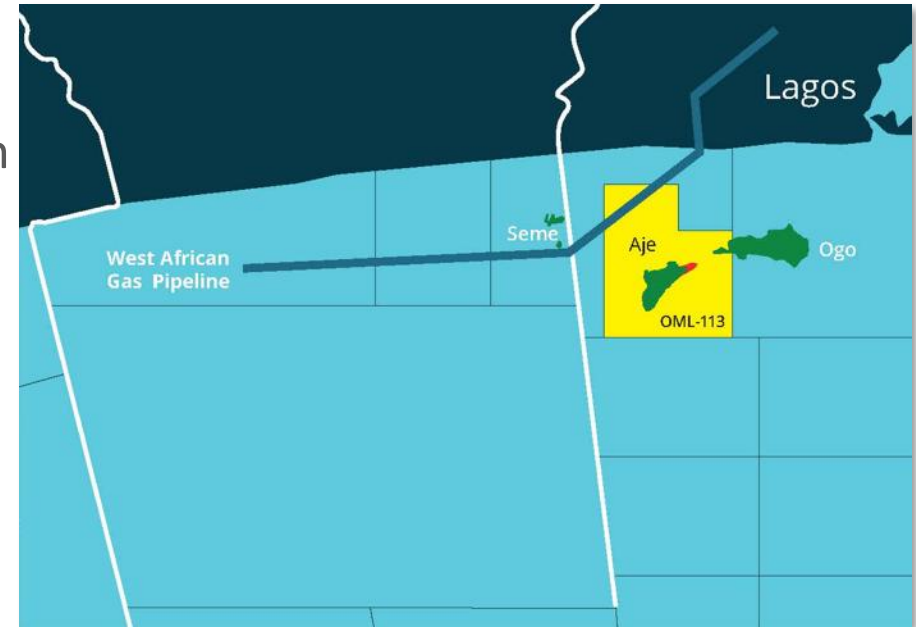


## Aje re-development as a gas field



### Aje re-development project focus

- ✓ Aligned partnership and consolidated position
- ✓ Defined project with attractive economics
- ✓ Improved subsurface description
  - Static modelling and dynamic reservoir modeling nearing completion
  - Updated models improve economics
- Advisor appointed to identify commercial options



- Gross project appraised resource estimates:
  - 500 BCF Gas
  - ~20 mmbbls Condensate
  - ~20 mmbbls of LPG and Propane
  - ~20 mmbbls Oil
- PetroNor net 2C Resources 70.1 mmboe

# Shareholder value

## Focus on near term shareholder return:

- Continued operational delivery and focused strategy has generated cash to support shareholder distributions
- 4.2 NOK per share repayment of capital during 2025
- 3.25 NOK per share approved in AGM for repayment of capital in June 2026
- Total shareholder return over 18 months of over 250% including June payment.

## Share Price:

**PNOR.OL** PetroNor E&P ASA

**NOK 17.30** +70.28%

Past Year

Oslo · NOK

3M 6M YTD **1Y** 2Y 5Y 10Y



## Økokrim indictment of Hemla Africa Holding AS



- Hemla Africa Holding AS ("Hemla") is indicted in relation to suspected corruption.
- Hemla is a 100% indirect subsidiary of PetroNor, and the majority shareholder of Hemla E&P Congo, which is the holder of a 20 per cent interest in the PNGF Sud licenses in Congo Brazzaville.
- The company categorically contests the indictment and welcomes the opportunity to have the case thoroughly examined in court which will commence 23<sup>rd</sup> November 2026.
- Initial outcome is expected Q1 2027, although with appeals the conclusion could be as late as Q4 2028.

# Summary



- Production capacity increased by new wells to over 5,000 bopd net
- Preparing for additional infill drilling investments in 2027
- Building inventory of entitlement oil at ca 100,000 bbls per month
- Realized lifting of 965,000 bbls generating USD 112m
- Advisor appointed for commercial options for Nigeria position



